



MORBI MUNICIPAL CORPORATION

Request for Proposal (RfP) for Design,
Engineering, Procurement and
Construction of a Sanitary Landfill Facility
(SLF) at Morbi including Comprehensive
Operation & Maintenance for a Period of 6
Years

Volume V: Drawings

2026

Morbi Municipal Corporation (MRMC)

Address: Gandhi Chowk, Morbi, Gujarat-363641.

Contact No.: (02822) 220551

Email: swm-mmc-mor@gujarat.gov.in | commi-mmc-mor@gujarat.gov.in

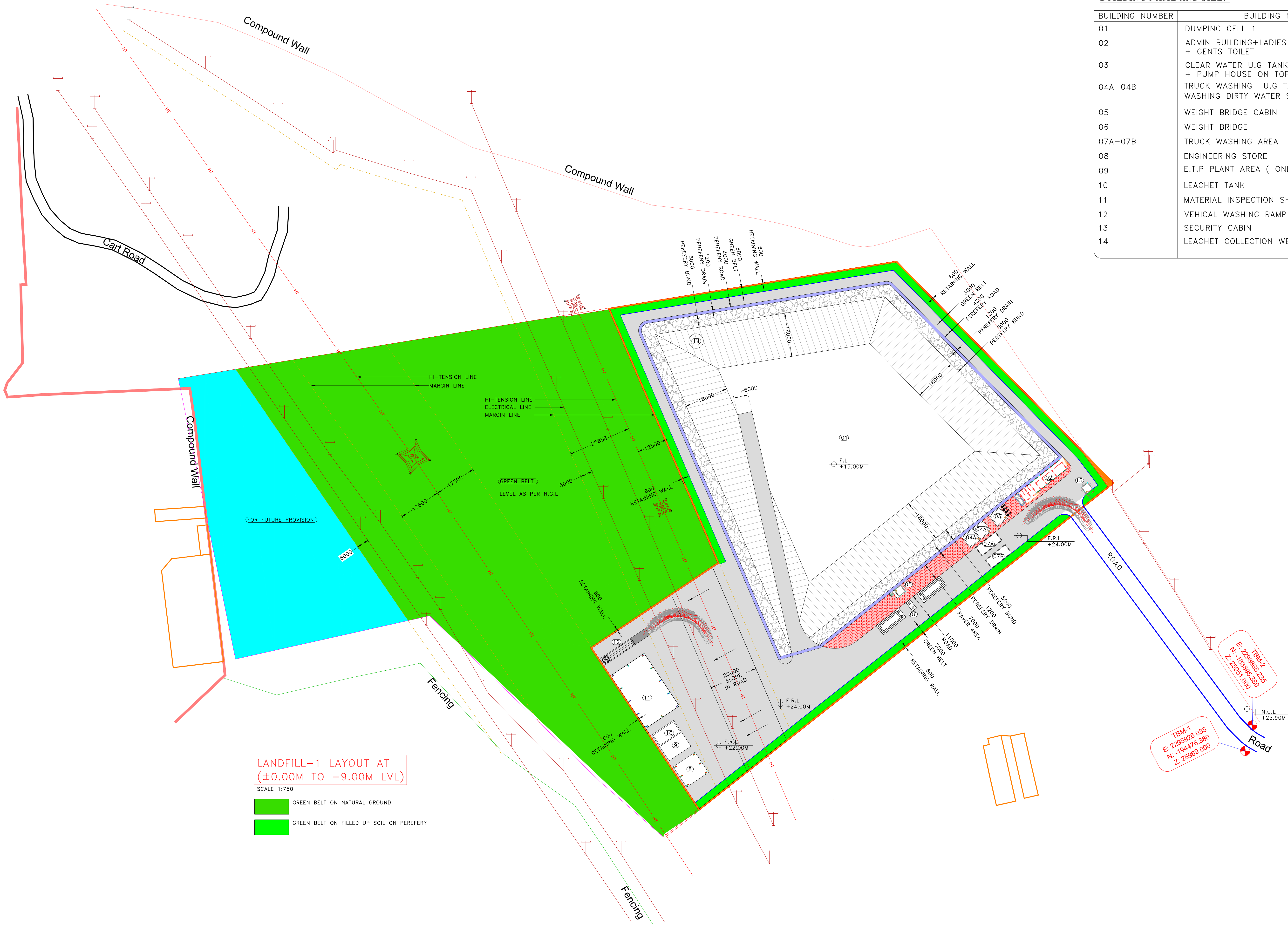
Website: <https://mmcgujarat.in/> | <https://tender.nprocure.com/>

Structure of the Bidding Documents

Sr.no.	Volume	Details
1	Volume – I	Instruction to Bidders (ITB)
2	Volume – II	Conditions of Contract
3	Volume – III	Employer's Requirements and Scope of Work
4	Volume – IV	Price Bid (BOQ)
5	Volume – V	Drawings

Preamble

1. This Volume contains conceptual, preliminary, and reference drawings issued by the Employer for the purpose of conveying the overall intent, functional requirements, layout, and minimum performance standards of the Works.
2. The drawings included in this Volume are indicative in nature and have been prepared based on preliminary designs, available site information, and planning assumptions. These drawings shall not be construed as complete construction drawings nor as limiting the Contractor's obligations under the EPC Contract.
3. The Contractor shall be solely responsible for Detailed engineering and design; Preparation of all Good for Construction (GFC) drawings; Design adequacy, safety, stability, constructability, and performance of the Works; Obtaining all required approvals from statutory authorities and the Engineer, as applicable.
4. The Works shall be executed in accordance with the Scope of Work; Technical Specifications; Applicable codes, standards, and statutory requirements; and the approved GFC drawings prepared by the Contractor; irrespective of any omissions, discrepancies, or inadequacies in the drawings included in this Volume.
5. Any difference, discrepancy, or ambiguity between the drawings included in this Volume and the provisions of the Contract Documents shall be promptly brought to the notice of the Engineer-in-charge for clarification. In such cases, the decision of the Engineer-in-charge shall be considered final and binding to the contractor.
6. No claim for additional payment, time extension, or variation shall be admissible on account of Revision, modification, or refinement of drawings; Preparation of detailed designs or GFC drawings by the Contractor; Compliance with statutory requirements, codes, or good engineering practice; or Any omission or discrepancy in the drawings included in this Volume; except where such change constitutes a formal variation in accordance with the Contract.
7. The Contractor shall verify all dimensions, levels, site conditions, and interface requirements prior to execution of the Works and shall be fully responsible for any consequences arising from failure to do so.
8. The drawings included in this Volume shall be read in conjunction with Volume–I (ITB), Volume–II (GCC & SCC), Volume–III (Technical Specifications and BOQ), Volume–IV (Price Bid) and all other Contract Documents. No drawing shall be read in isolation.
9. The Employer's review or approval of the Contractor's drawings, calculations, or documents shall not relieve the Contractor of any responsibility or liability under the Contract.
10. All intellectual property rights in the drawings included in this Volume shall vest with the Employer. The Contractor shall use such drawings solely for the execution of the Works and shall not reproduce or disclose the same for any other purpose without prior written approval of the Employer.




LANDFILL-1 LAYOUT AT
(±0.00M TO -9.00M LVL)

- SCALE 1:750
- GREEN BELT ON NATURAL GROUND
 - GREEN BELT ON FILLED UP SOIL ON PEREFERY

BUILDING NAME AND SIZE:-		
BUILDING NUMBER	BUILDING NAME	BUILDING SIZE (IN METER)
01	DUMPING CELL 1	AS PER DETAIL
02	ADMIN BUILDING+LADIES TOILET + GENTS TOILET	21.840 X 5.00
03	CLEAR WATER U.G TANK (90 KL) + PUMP HOUSE ON TOP	5.8 X 5.8 (0/0)
04A-04B	TRUCK WASHING U.G TANK (90 KL) WASHING DIRTY WATER SUMP(90KL)	11.80 X 5.8 (0/0)
05	WEIGHT BRIDGE CABIN	3.46 X 3.46 (0/0)
06	WEIGHT BRIDGE	32.0 X 3.80 (0/0)
07A-07B	TRUCK WASHING AREA	10.0 X 5.0 (0/0)
08	ENGINEERING STORE	10.0 X 10.0 (0/0)
09	E.T.P PLANT AREA (ONLY GRADE SLAB)	10.8 X 7.0 (0/0)
10	LEACHET TANK	10.8 X 5.8 (0/0)
11	MATERIAL INSPECTION SHED	16.6 X 26.0 (0/0)
12	VEHICAL WASHING RAMP	22.6 X 3.27 (0/0)
13	SECURITY CABIN	3.46 X 3.46 (0/0)
14	LEACHET COLLECTION WELL	6.0 M DIAMETER

CONFIDENTIAL STATEMENT:-
THIS DRAWING IS THE PROPERTY OF GERM. THIS INFORMATION IS CONFIDENTIAL AND IS TO BE USED IN CONNECTION WITH WORK DESCRIBED BY GERM. NO PART IS TO BE DISCLOSED OR COPY TO OTHER WITHOUT WRITTEN PERMISSION FROM GERM.

- GENERAL NOTES:-**
- ALL DIMENSIONS ARE IN MILLIMETER AND ALL LEVELS ARE IN Meter UNLESS AND OTHERWISE SPECIFIED.
 - ALL THE DIMENSIONS SHALL BE READ & NOT TO BE MEASURED.
- N.G.L = NATURAL GROUND LEVEL
 - F.G.L = FINISHED GROUND LEVEL
 - F.F.L = FINISHED FLOOR LEVEL



CLIENT

ADDRESS:
MORBI MUNICIPAL CORPORATION
15, Vasant Plot Main Road,
Sardar Nagar, Morbi-363641



CONSULTANTS

ADDRESS:
GUJARAT ENERGY RESEARCH & MANAGEMENT INSTITUTE
1st FLOOR, ENERGY BUILDING PDPU CAMPUS, RAISAN VILLAGE, GANDHINAGAR, GUJARAT-382 007

CONTACT:
+91-9601986496,
pvorastructure@gmail.com
www.pvora.in

R1	22-12-25	ORIENTATION OF WEIGHTH BRIDGE CABIN AND SECURITY CABIN REVISED	PJV
REVI.	DATE	PURPOSE	BY

REVISION HISTORY

PROJECT NUMBER:- 6225

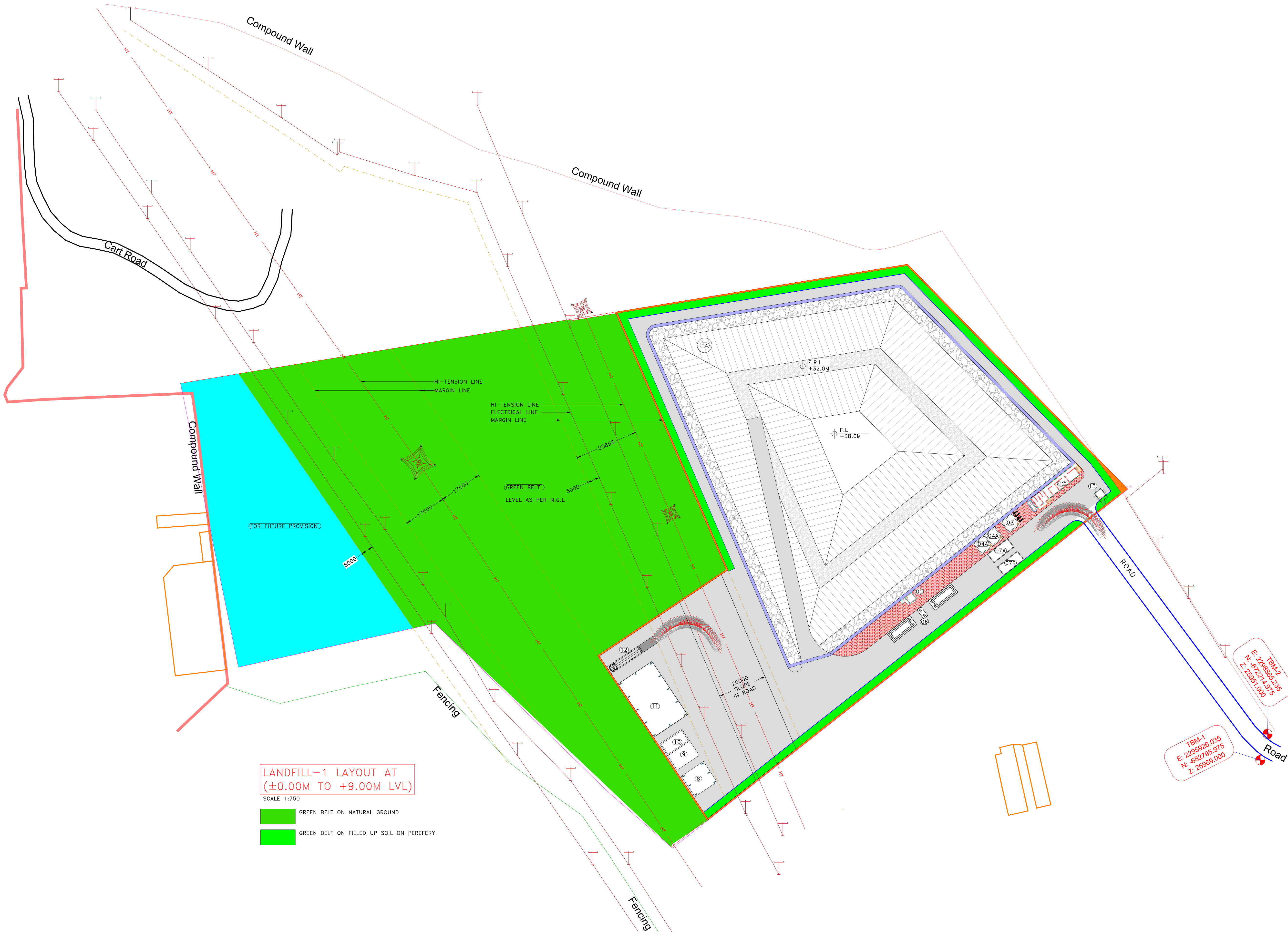
BUILDING NAME:- SLF LALPUR SITE

PROJECT NAME:- NEW SLF FOR LALPUR SITE, MORBI

DRAWN:- AYAN	DATE:- 10-12-2025
CHECK:- PRASHAM	
APPROVE:- AK	SCALE:- AS SHOWN

DRAWING TITLE:-
MASTER LAYOUT AND DETAIL FOR SLF AT LALPUR SITE, MORBI (FROM 0 TO -9.0M LVL)

DRAWING NO	REVISION	SHEET	FOR
1.MA.101	R1	A1	T TENDER



LANDFILL-1 LAYOUT AT
(±0.00M TO +9.00M LVL)

SCALE 1:750

- GREEN BELT ON NATURAL GROUND
- GREEN BELT ON FILLED UP SOIL ON PEREFERY


CONFIDENTIAL STATEMENT:-

THIS DRAWING IS THE PROPERTY OF GERM. THIS INFORMATION IS CONFIDENTIAL AND IS TO BE USED IN CONNECTION WITH WORK DESCRIBED BY GERM. NO PART IS TO BE DISCLOSED OR COPY TO OTHER WITHOUT WRITTEN PERMISSION FROM GERM.

GENERAL NOTES:-

- ALL DIMENSIONS ARE IN MILLIMETER AND ALL LEVELS ARE IN Meter UNLESS AND OTHERWISE SPECIFIED.
 - ALL THE DIMENSIONS SHALL BE READ & NOT TO BE MEASURED.
- N.G.L = NATURAL GROUND LEVEL
 - F.G.L = FINISHED GROUND LEVEL
 - F.F.L = FINISHED FLOOR LEVEL

CLIENT



ADDRESS:
MORBI MUNICIPAL CORPORATION
15, Vasant Plot Main Road,
Sardar Nagar, Morbi-363641

CONSULTANTS



ADDRESS:
GUJARAT ENERGY RESEARCH & MANAGEMENT INSTITUTE
1st FLOOR, ENERGY BUILDING PDP
CAMPUS, RAISAN VILLAGE,
GANDHINAGAR,
GUJARAT-382 007
CONTACT:
+91-9601986496,
pvorastructure@gmail.com
www.pvora.in

REVI.	DATE	PURPOSE	BY
R1	22-12-25	TOP LEVEL REVISED	PJV

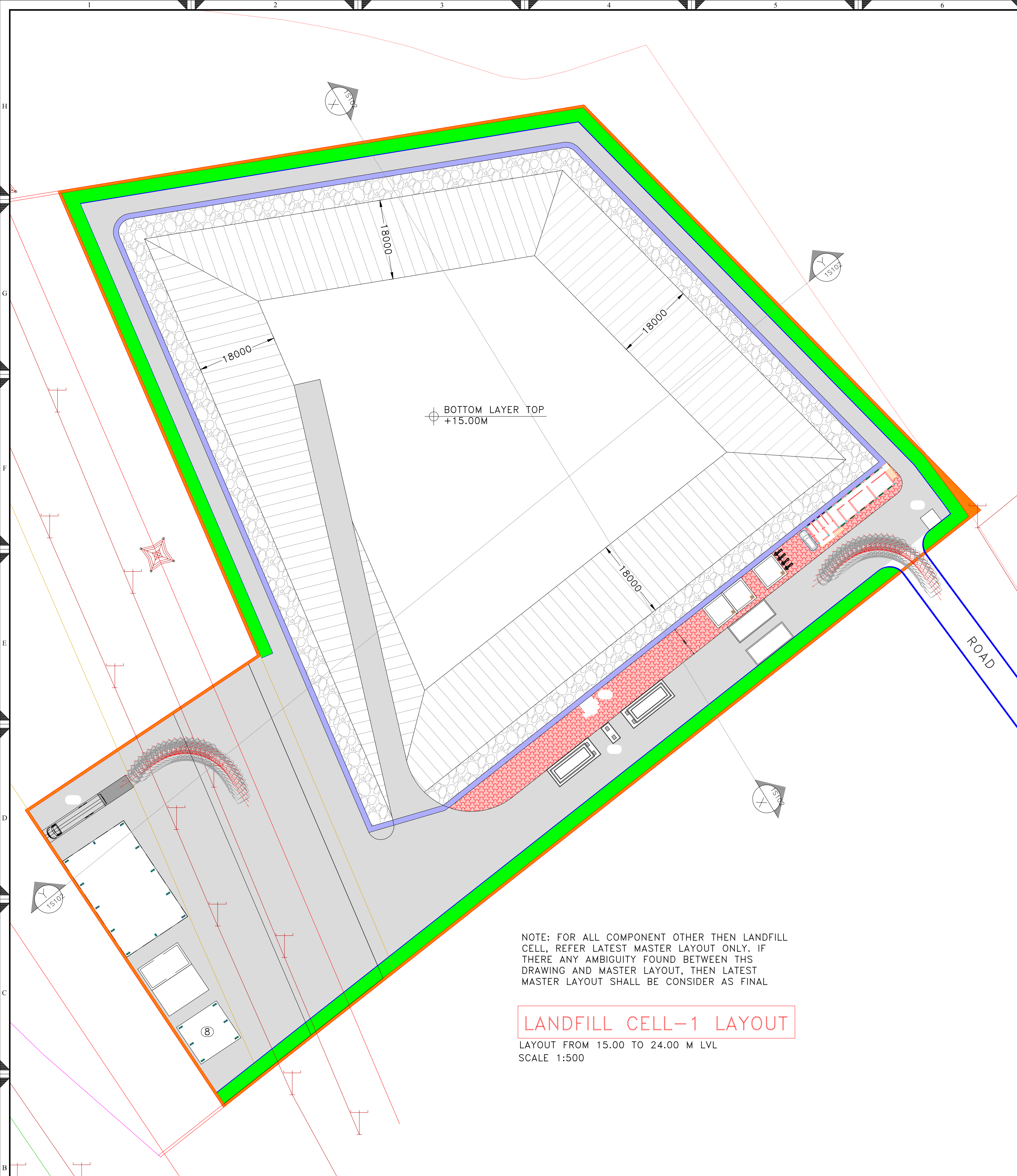
REVISION HISTORY

PROJECT NUMBER:-	6225
BUILDING NAME:-	SLF LALPUR SITE
PROJECT NAME:-	NEW SLF FOR LALPUR SITE, MORBI

DRAWN:-	AYAN	DATE:-	10-12-2025
CHECK:-	PRASHAM	SCALE:-	AS SHOWN
APPROVE:-	AK		

DRAWING TITLE:-
MASTER LAYOUT AND DETAIL FOR SLF AT
LALPUR SITE, MORBI (FROM 0 TO +9.0M LVL)

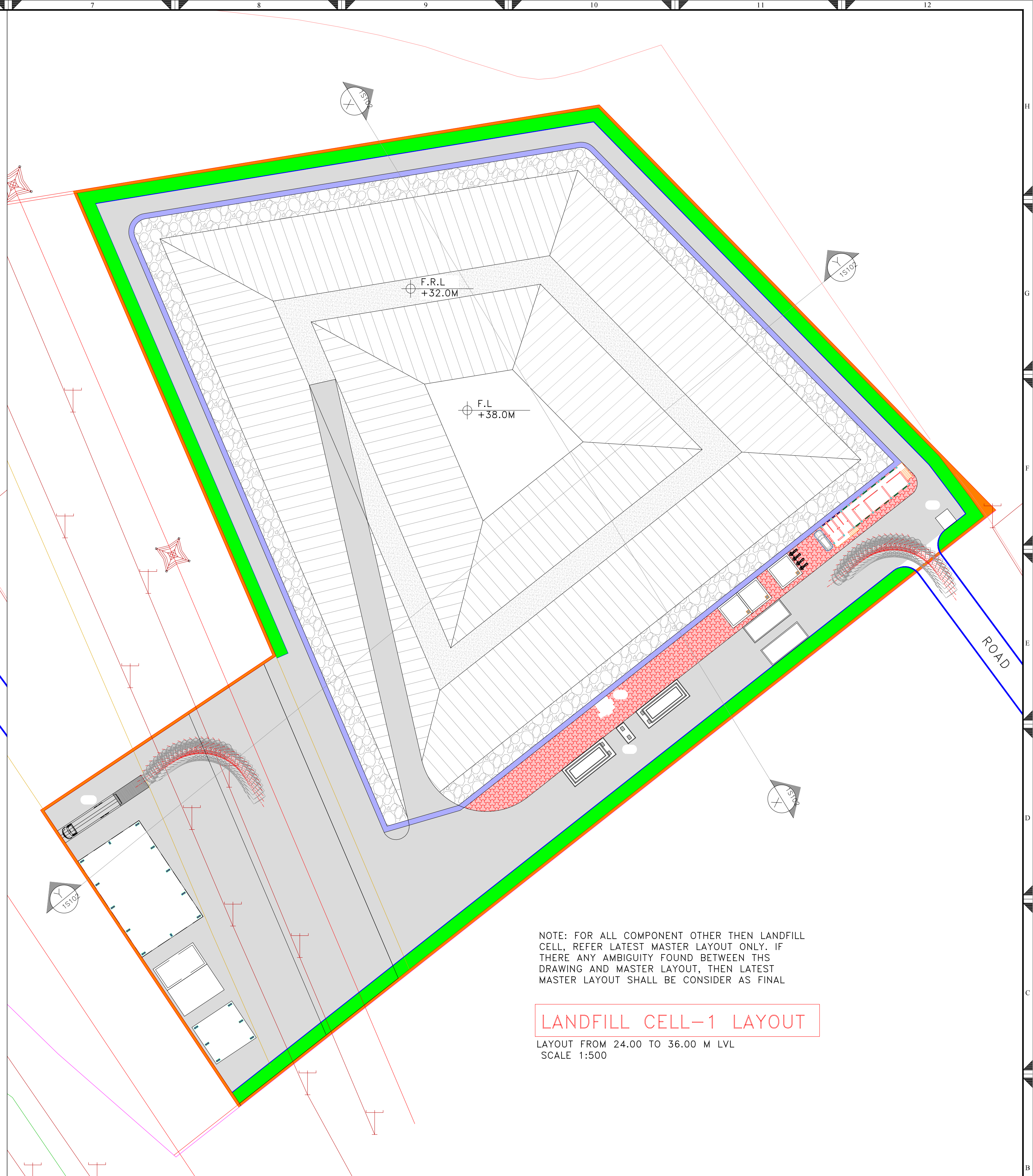
DRAWING NO	REVISION	SHEET	FOR
1.MA.102	R1	A1	T TENDER



NOTE: FOR ALL COMPONENT OTHER THEN LANDFILL CELL, REFER LATEST MASTER LAYOUT ONLY. IF THERE ANY AMBIGUITY FOUND BETWEEN THS DRAWING AND MASTER LAYOUT, THEN LATEST MASTER LAYOUT SHALL BE CONSIDER AS FINAL

LANDFILL CELL-1 LAYOUT

LAYOUT FROM 15.00 TO 24.00 M LVL
SCALE 1:500



NOTE: FOR ALL COMPONENT OTHER THEN LANDFILL CELL, REFER LATEST MASTER LAYOUT ONLY. IF THERE ANY AMBIGUITY FOUND BETWEEN THS DRAWING AND MASTER LAYOUT, THEN LATEST MASTER LAYOUT SHALL BE CONSIDER AS FINAL

LANDFILL CELL-1 LAYOUT

LAYOUT FROM 24.00 TO 36.00 M LVL
SCALE 1:500

THESE ALL ARE TENDER DRAWINGS ONLY. ONLY FOR TENDER PURPOSE. NOT FOR CONSTRUCTION PURPOSE. BEFORE STARTING THE CONSTRUCTION TAKE AN APPROVAL FROM THE CONCERN AUTHORITY


CONFIDENTIAL STATEMENT:-

THIS DRAWING IS THE PROPERTY OF GERMI. THIS INFORMATION IS CONFIDENTIAL AND IS TO BE USED IN CONNECTION WITH WORK DESCRIBED BY GERMI. NO PART IS TO BE DISCLOSED OR COPY TO OTHER WITHOUT WRITTEN PERMISSION FROM GERMI.

GENERAL NOTES:-

- ALL DIMENSIONS ARE IN MILLIMETER AND ALL LEVELS ARE IN Meter UNLESS AND OTHERWISE SPECIFIED.
 - ALL THE DIMENSIONS SHALL BE READ & NOT TO BE MEASURED.
- N.G.L = NATURAL GROUND LEVEL
 - F.G.L = FINISHED GROUND LEVEL
 - F.F.L = FINISHED FLOOR LEVEL

CLIENT



ADDRESS:

MORBI MUNICIPAL CORPORATION
15, Vasant Plot Main Road,
Sardar Nagar, Morbi-363641

CONSULTANTS



ADDRESS:

GUJARAT ENERGY RESEARCH & MANAGEMENT INSTITUTE
1st FLOOR, ENERGY BUILDING PDP
CAMPUS, RAISAN VILLAGE,
GANDHINAGAR,
GUJARAT-382 007
CONTACT:
+91-9601986496,
pvorastructure@gmail.com
www.pvora.in


PROJECT NUMBER:-	6225
BUILDING NAME:-	LAYOUT CELL 1
PROJECT NAME:-	NEW SLF FOR LALPUR SITE, MORBI

REV.	DATE	PURPOSE	BY
R0	22-12-25	TOP LEVEL REVISED	PJV
REVISION HISTORY			

DRAWN:-	AYAN	DATE:-	17-12-2025
CHECK:-	PRASHAM	SCALE:-	AS SHOWN
APPROVE:-	AK		

DRAWING TITLE:-
STRUCTURAL LAYOUT FOR CELL 1 AT LALPUR

DRAWING NO	REVISION	SHEET	FOR
1.S.101	R1	A1	T



THESE ALL ARE TENDER DRAWINGS ONLY. ONLY FOR TENDER PURPOSE. NOT FOR CONSTRUCTION PURPOSE. BEFORE STARTING THE CONSTRUCTION TAKE AN APPROVAL FROM THE CONCERN AUTHORITY

CONFIDENTIAL STATEMENT:-
THIS DRAWING IS THE PROPERTY OF GERMI. THIS INFORMATION IS CONFIDENTIAL AND IS TO BE USED IN CONNECTION WITH WORK DESCRIBED BY GERMI. NO PART IS TO BE DISCLOSED OR COPY TO OTHER WITHOUT WRITTEN PERMISSION FROM GERMI.

REV.	DATE	PURPOSE	BY
R0	22-12-25	TOP LEVEL REVISED	PIV

REVISION HISTORY

PROJECT NUMBER:- 6225			
BUILDING NAME:- LAYOUT CELL 1			
PROJECT NAME:- NEW SLF FOR LALPUR SITE, MORBI			
DRAWN:- AYAN	DATE:- 17-12-2025		
CHECK:- PRASHAM	SCALE:- AS SHOWN		
APPROVE:- AK	DRAWING TITLE:- SECTIONAL DETAIL FOR SLF AT LALPUR SITE, MORBI		
DRAWING NO	REVISION	SHEET	FOR
1.S.102	R1	A1	T

- GENERAL NOTES:-**
- ALL DIMENSIONS ARE IN MILLIMETER AND ALL LEVELS ARE IN Meter UNLESS AND OTHERWISE SPECIFIED.
 - ALL THE DIMENSIONS SHALL BE READ & NOT TO BE MEASURED.
- N.G.L = NATURAL GROUND LEVEL
 - F.G.L = FINISHED GROUND LEVEL
 - F.F.L = FINISHED FLOOR LEVEL

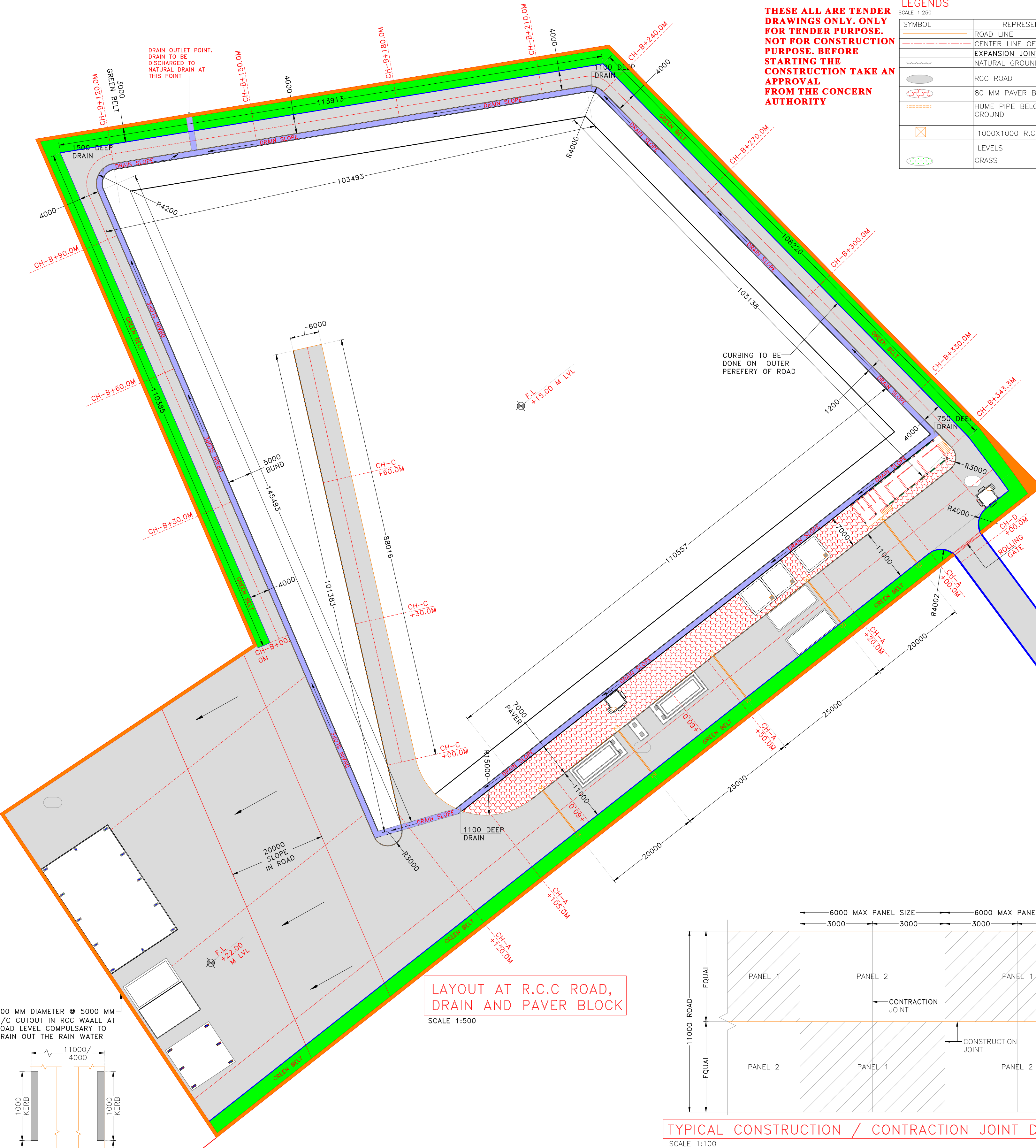
CLIENT

MORBI MUNICIPAL CORPORATION
15, Vasant Plot Main Road, Sardar Nagar, Morbi-363641

CONSULTANTS

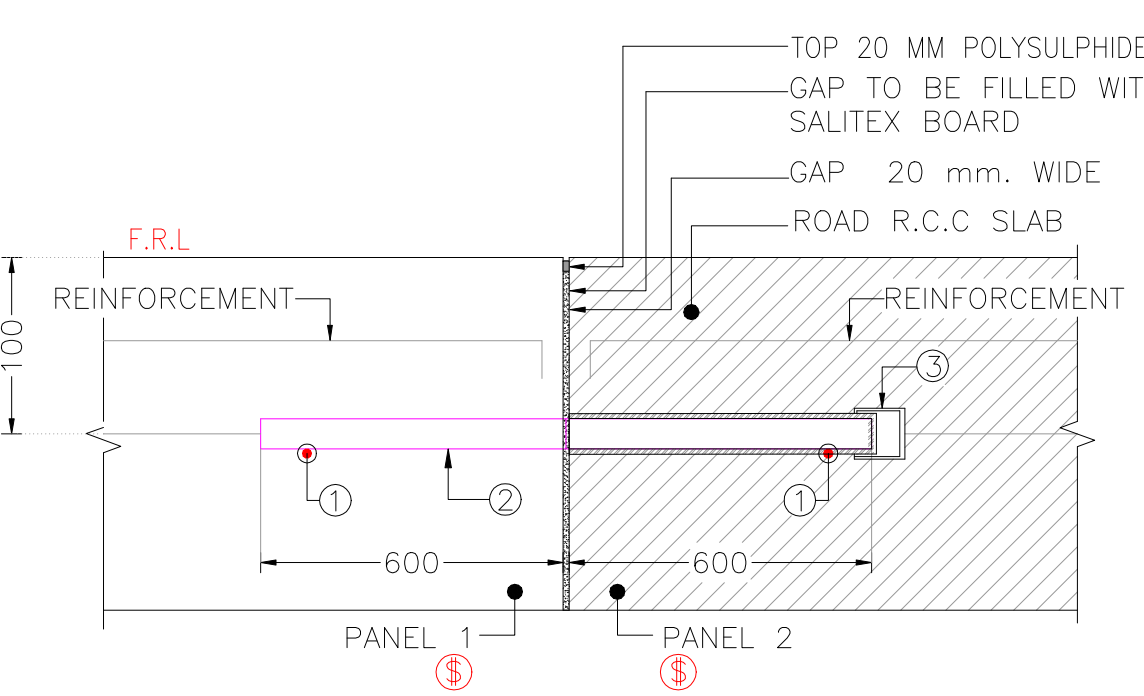
GUARAT ENERGY RESEARCH & MANAGEMENT INSTITUTE
1st FLOOR, ENERGY BUILDING PDPU CAMPUS, RAISAN VILLAGE, GANDHINAGAR, GUJARAT-382 007

CONTACT: +91-9601986496, pvorastructure@gmail.com, www.pvora.in



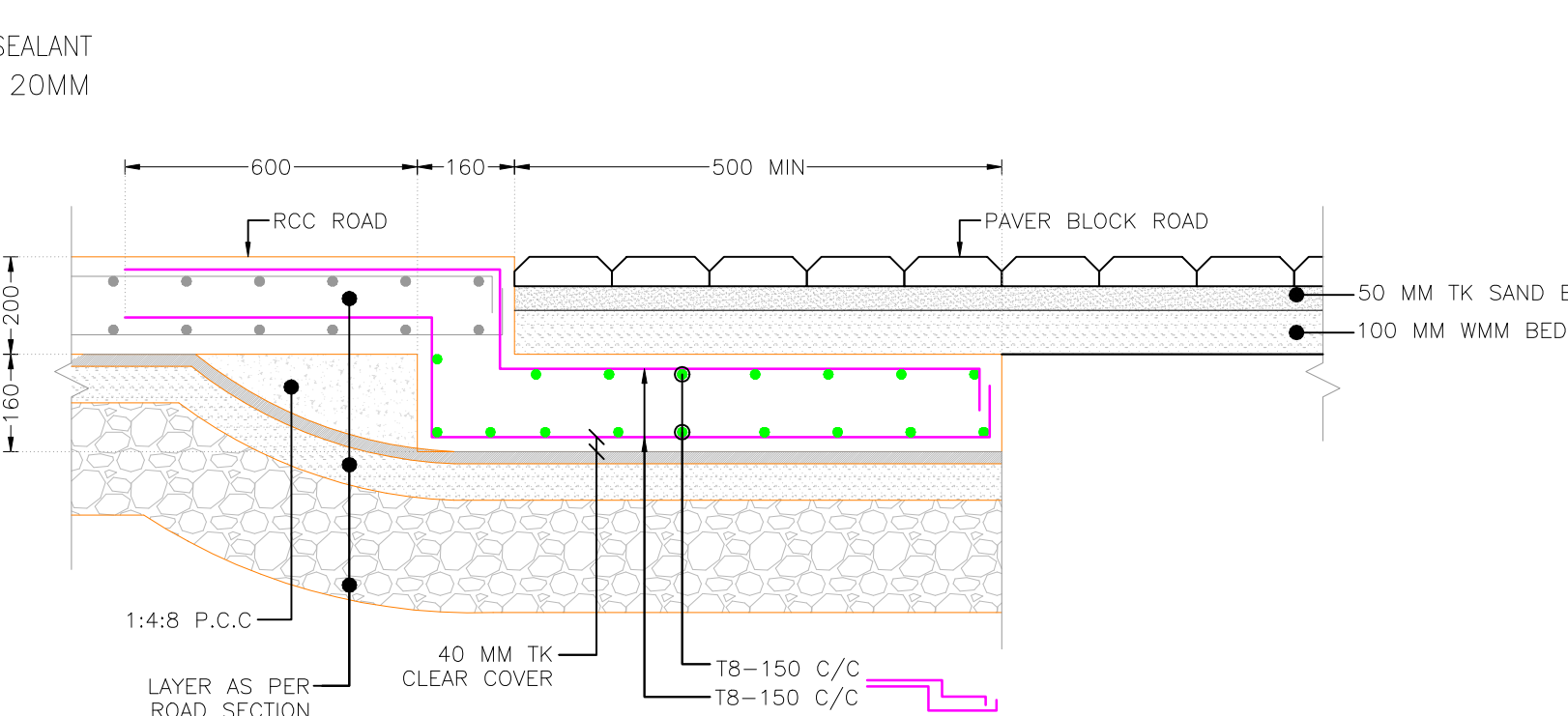
THESE ALL ARE TENDER DRAWINGS ONLY. ONLY FOR TENDER PURPOSE. NOT FOR CONSTRUCTION PURPOSE. BEFORE STARTING THE CONSTRUCTION TAKE AN APPROVAL FROM THE CONCERN AUTHORITY

LEGENDS	
SYMBOL	REPRESENT
	ROAD LINE
	CENTER LINE OF ROAD
	EXPANSION JOINT
	NATURAL GROUND
	RCC ROAD
	80 MM PAVER BLOCK ROAD
	HUME PIPE BELOW ROAD AT GROUND
	1000X1000 R.C.C TRENCH
	LEVELS
	GRASS



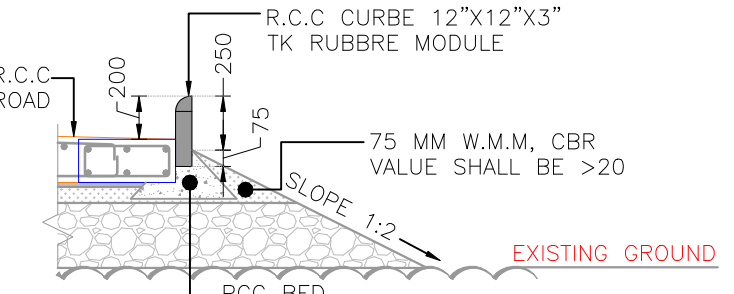
EXPANSION JOINT DETAIL

- SCALE 1:20
- WELD 2-T10 BARS AND NECESSARY VERTICAL SUPPORTS WITH DOWELS TO KEEP THE ENTIRE ASSEMBLY IN PROPER POSITION
 - 25Ø M.S. PLAIN DOWEL BAR @ 250 C/C COVERED P.V.C SLEEVE ON ONE SIDE FOR EXPANSION PURPOSE
 - P.V.C CAP. FILLED WITH SPONGE OR COTTON



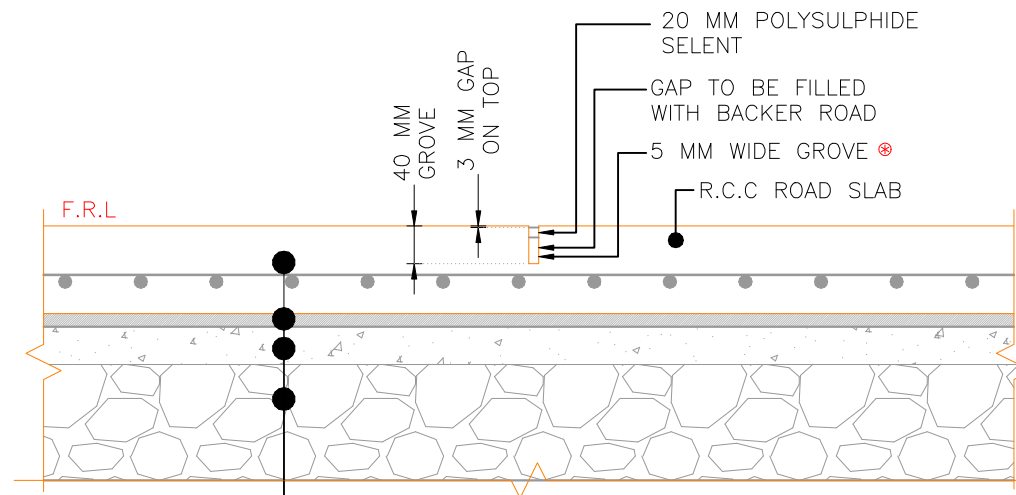
TYPICAL DETAILS FOR JOINT BETWEEN RCC ROAD AND PAVER BLOCK ROAD

SCALE 1:15



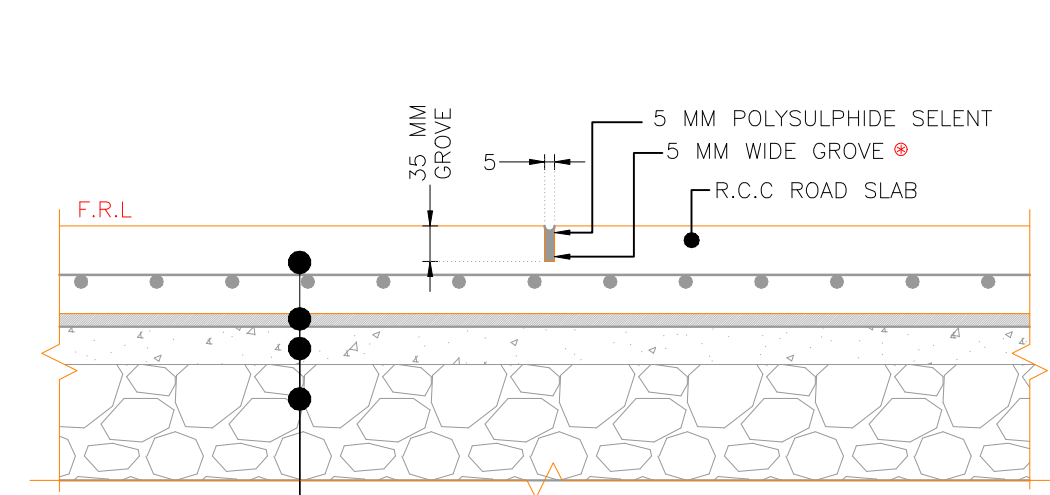
TYPICAL DETAILS OF CURB TYPE-1

SCALE 1:35



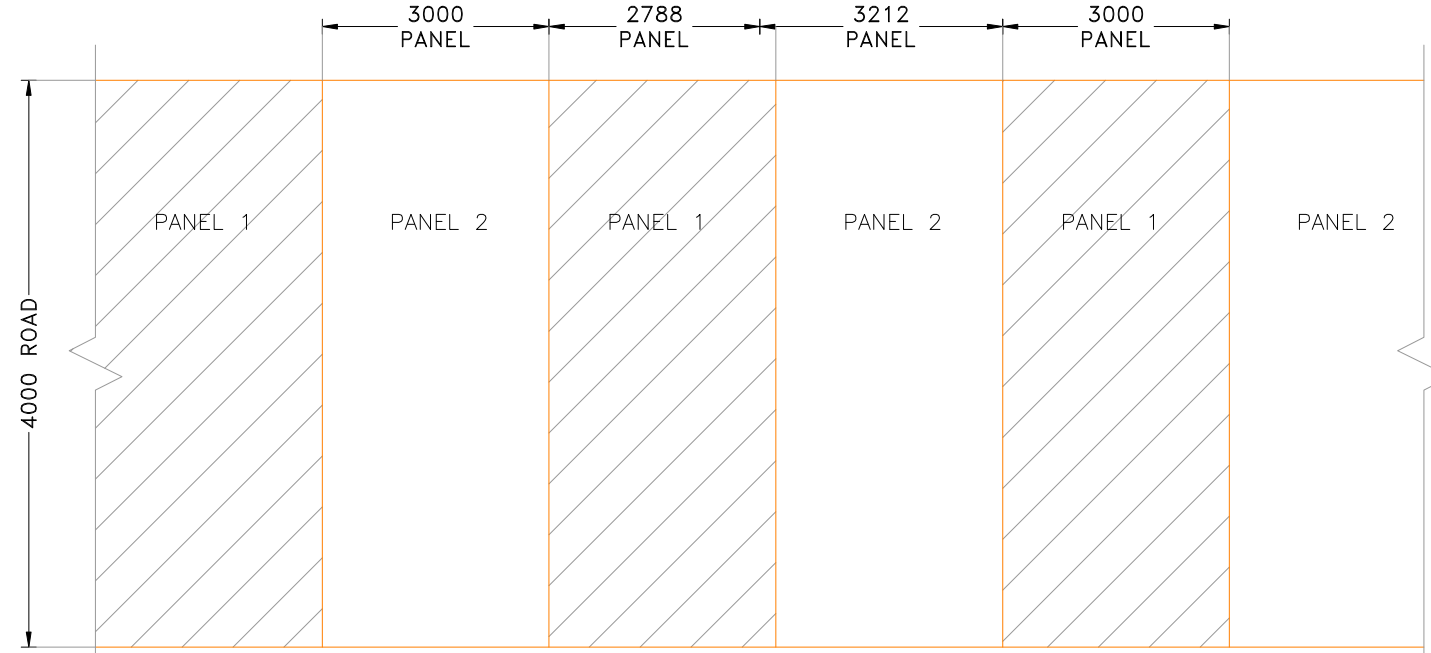
CONSTRUCTION JOINT WITH SAWN GROOVE IN R.C.C. ROAD

SCALE 1:15 GROOVE TO BE CUT WITHIN 24 HOURS OF CASTING OF SLAB



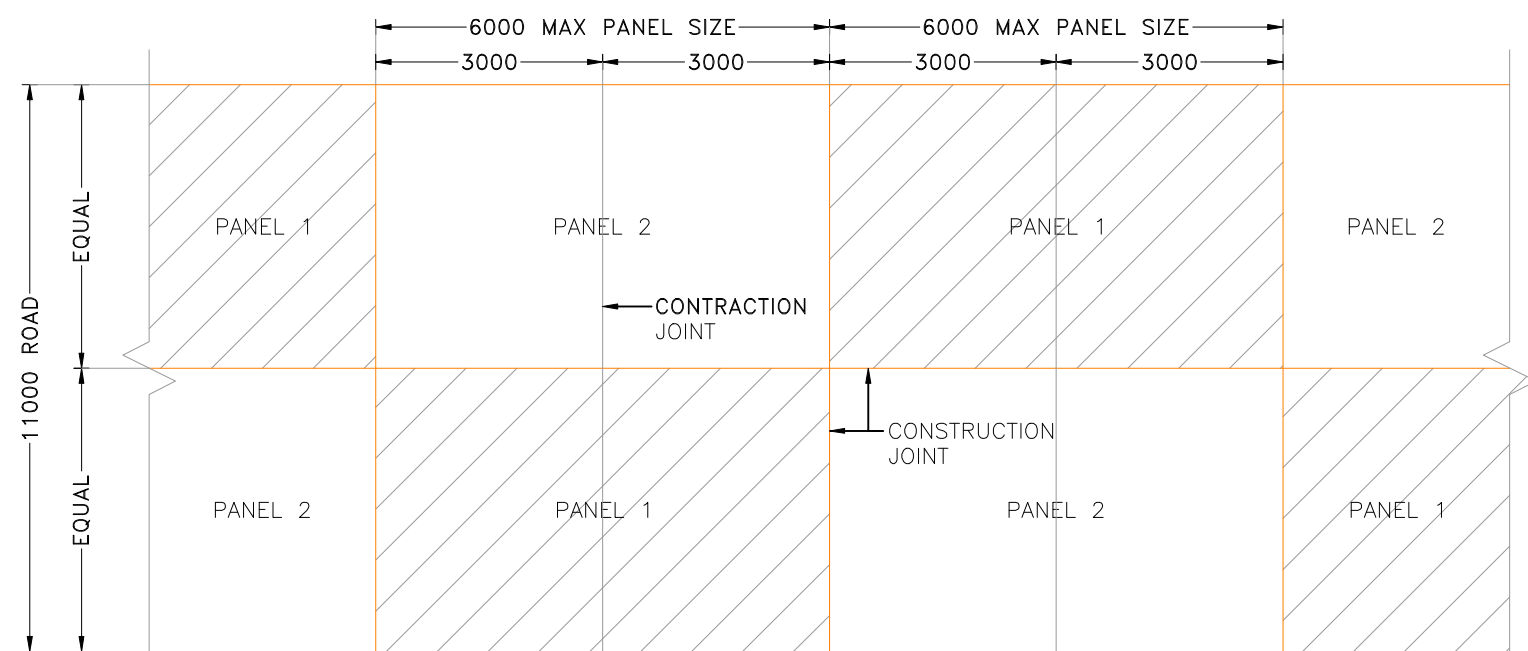
TYPICAL DETAILS FOR CONTRACTION JOINT

SCALE 1:15 GROOVE TO BE CUT WITHIN 24 HOURS OF CASTING OF SLAB



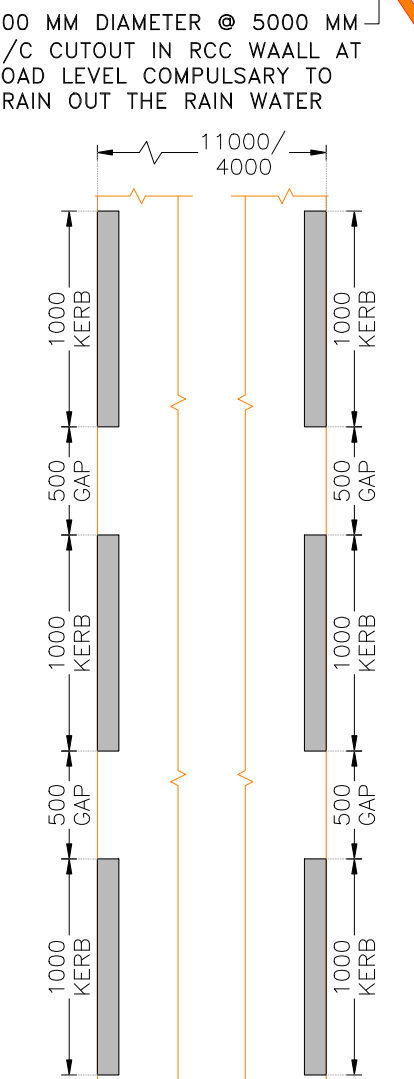
TYPICAL CONSTRUCTION / CONTRACTION JOINT DETAIL FOR 04 M ROAD

SCALE 1:100



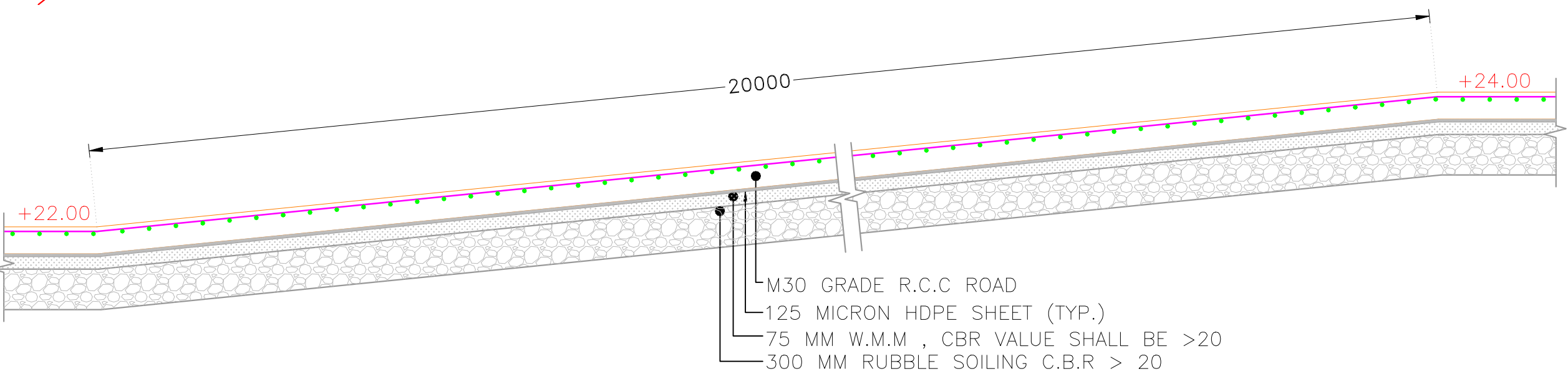
TYPICAL CONSTRUCTION / CONTRACTION JOINT DETAIL FOR 11 M ROAD

SCALE 1:100



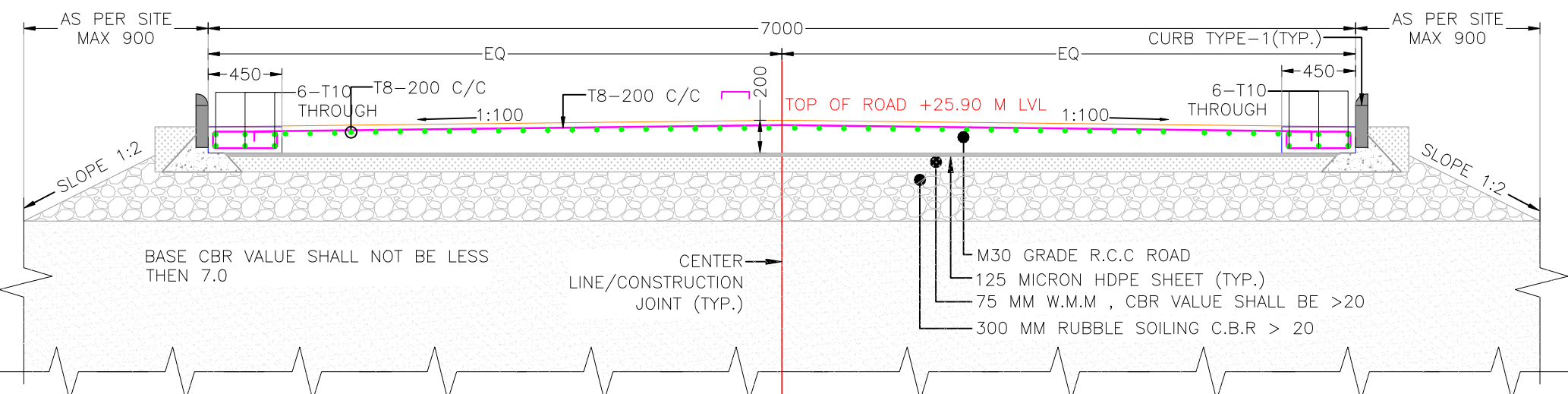
LAYOUT OF KERB

SCALE 1:35



TYPICAL SECTION OF RCC ROAD IN SLOPE

SCALE 1:35 EXCAVATION OR FILLING SHALL BE DONE TO ACHIEVE THE DESIRED LEVEL.



TYPICAL SECTION OF RCC ROAD CHAINAGE TYPE D

SCALE 1:35 EXCAVATION OR FILLING SHALL BE DONE TO ACHIEVE THE DESIRED LEVEL.

CONFIDENTIAL STATEMENT:-
THIS DRAWING IS THE PROPERTY OF GERMI. THIS INFORMATION IS CONFIDENTIAL AND IS TO BE USED IN CONNECTION WITH WORK DESCRIBED BY GERMI. NO PART IS TO BE DISCLOSED OR COPY TO OTHER WITHOUT WRITTEN PERMISSION FROM GERMI.

- GENERAL NOTES:-**
- ALL DIMENSIONS ARE IN MILLIMETER AND ALL LEVELS ARE IN Meter UNLESS AND OTHERWISE SPECIFIED.
 - ALL THE DIMENSIONS SHALL BE READ & NOT TO BE MEASURED.
- N.G.L. = NATURAL GROUND LEVEL
 - F.G.L. = FINISHED GROUND LEVEL
 - F.F.L. = FINISHED FLOOR LEVEL

CLIENT

ADDRESS:
MORBI MUNICIPAL CORPORATION
15, Vasant Plot Main Road,
Sardar Nagar, Morbi-363641

CONSULTANTS

ADDRESS:
GUJARAT ENERGY RESEARCH & MANAGEMENT INSTITUTE
1st FLOOR, ENERGY BUILDING PDP
CAMPUS, RAISAN VILLAGE,
GANDHINAGAR,
GUJARAT-382 007
CONTACT:
information@germi.org

REVI.	DATE	PURPOSE	BY
R1	07-01-2026	ROAD ADDED AND ROLLING GATE	DR

PROJECT NUMBER:- 6225
BUILDING NAME:- SLF LALPUR SITE
PROJECT NAME:- NEW SLF FOR LALPUR SITE, MORBI

DRAWN:- DHAVAL
CHECK:- PRASHAM
APPROVE:- PRASHAM
DATE:- 10-12-2025
SCALE:- AS SHOWN

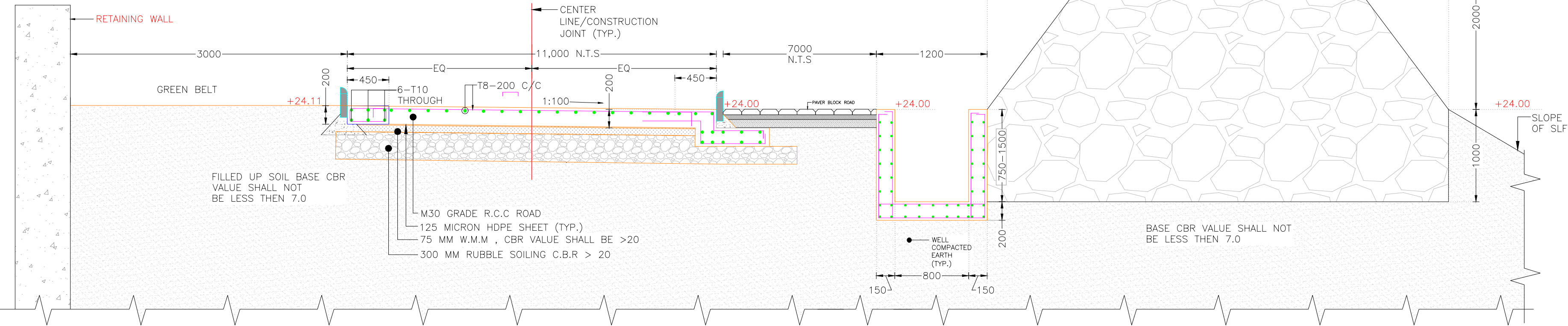
DRAWING NO	REVISION	SHEET	FOR
1.S.103A	R1	A1	T TENDER

THESE ALL ARE TENDER DRAWINGS ONLY. ONLY FOR TENDER PURPOSE. NOT FOR CONSTRUCTION PURPOSE. BEFORE STARTING THE CONSTRUCTION TAKE AN APPROVAL FROM THE CONCERN AUTHORITY

R1	00-00-00		PJV
REVI.	DATE	PURPOSE	BY
REVISION HISTORY			

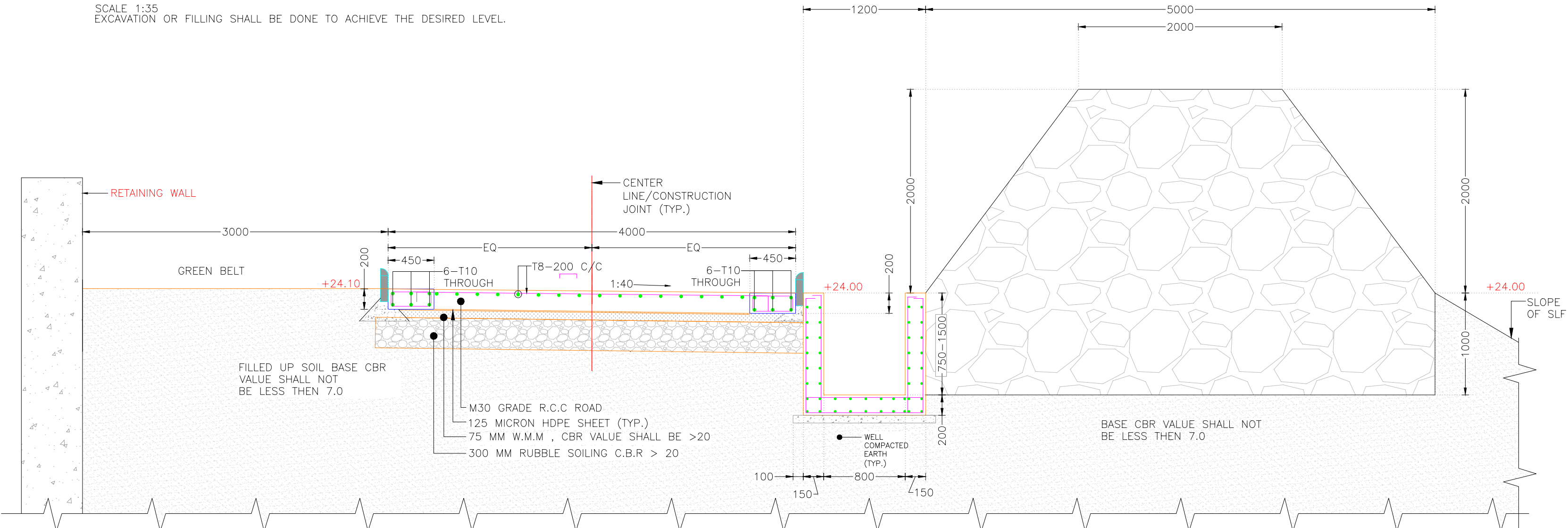
TYPICAL SECTION OF RCC ROAD FOR HUME PIPE

SCALE 1:35
EXCAVATION OR FILLING SHALL BE DONE TO ACHIEVE THE DESIRED LEVEL.



TYPICAL SECTION OF RCC ROAD WITH DRAIN FOR CHAINAGE TYPE A

SCALE 1:35
EXCAVATION OR FILLING SHALL BE DONE TO ACHIEVE THE DESIRED LEVEL.



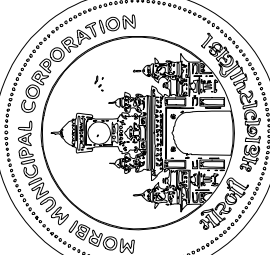
TYPICAL SECTION OF RCC ROAD WITH DRAIN FOR CHAINAGE TYPE B

SCALE 1:35
EXCAVATION OR FILLING SHALL BE DONE TO ACHIEVE THE DESIRED LEVEL.

CONFIDENTIAL STATEMENT:- THIS DRAWING IS THE PROPERTY OF P.VORA DESIGN AND ENGINEERING CONSULTANTS. THIS INFORMATION IS CONFIDENTIAL AND IS TO BE USED IN CONNECTION WITH WORK DESCRIBED BY P.VORA DESIGN AND ENGINEERING CONSULTANTS. NO PART IS TO BE DISCLOSED OR COPY TO OTHER WITHOUT WRITTEN PERMISSION FROM P.VORA DESIGN AND ENGINEERING CONSULTANTS.

CLIENT


ADDRESS:
MORBI MUNICIPAL CORPORATION
15, Vasant Plot Main Road,
Sardar Nagar, Morbi-363641



CONSULTANTS

ADDRESS:
GUJARAT ENERGY RESEARCH & MANAGEMENT INSTITUTE
1st FLOOR, ENERGY BUILDING PDP
CAMPUS, RAISAN VILLAGE,
GANDHINAGAR,
GUJARAT-382 007

CONTACT:
information@germi.org



PROJECT NUMBER:- 6225

BUILDING NAME:- SLF LALPUR SITE

PROJECT NAME:- NEW SLF FOR LALPUR SITE, MORBI

DRAWN:- DHAVAL	DATE:- 17-12-2025
CHECK:- PRASHAM	
APPROVE:- PRASHAM	SCALE:- VERY

DRAWING TITLE:-
STRUCTURAL LAYOUT & DETAIL OF ROAD

DRAWING NO	REVISION	SHEET	FOR
1.S.103B	R0	A2	T TENDER

